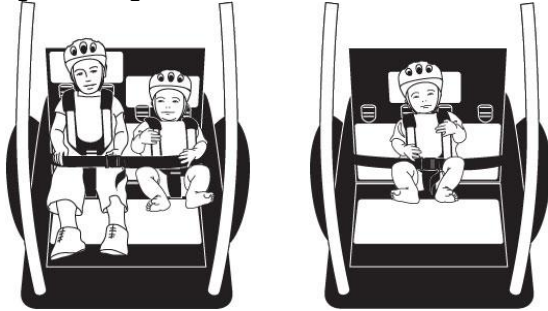


MELIA BABYSEAT – NORDIC CAB

- For one child, secure the seat in the center position
- 75% Cotton
- Ergonomic form of EPP (Styrofoam)
- Attached to the seat - very secure
- For children under 9 months and under 9 kg
- For use with prams, jogging prams, sledges, dog prams, strollers



- NOT recommended for use with Nordic Cab as a bicycle trailer
- Weight - 550 gr



OBS

For transporting two children, attach the baby seat on the left side (seen from behind). The lightest child should always sit to the left (seen from behind.) For transporting one child, secure the seat in the center position.

IMPORTANT!

Follow the user instructions when installing the seat. Make sure that the seat is firmly attached before use.



1. Pass the upper strap through the holes at the top of the seat back as shown in the picture above.




2. Route the straps around the lower tube on the rear frame.


Adjust the seat back to the optimal position for the baby seat.




3. Fasten and tight.



1. Pass the middle strap through the loops at the bottom of the seat back each way as shown in the picture.



2. Attach



3. Tighten and fasten well.

For extra stability, the front strap can be attached through the ventilation hole in the bottom box.